

Visual Schedule Pieces

1. Use a scissors to cut out the different places you'd like to see during your trip to the zoo.
2. Tape them on the blank visual schedule board in the order you choose.
3. Bring an envelope with the words "All Done" written on it.
4. Remove the locations from your visual schedule board as you visit each area and place them in the "All Done" envelope.



Dall's Sheep



Reindeer



Zebra– Indoor



Giraffe– Indoor



Kudu– Indoor



Tiger



Wolf Woods



Polar bear Odyssey




Arctic Fox



Bison




Cougar-Large Cats




Snow Leopard– Large Cats




Lion– Indoor




Gorilla– Primates




Orangutan– Primates



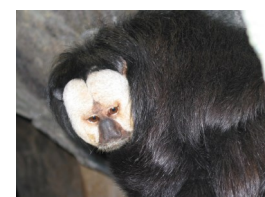
Spider Monkey-Primates



Langur- Primates



Lemur- Primates



Saki- Primates



Tamarin- Primates

Visual Schedule Pieces




Penguin– Aquatic Bldg



Puffin– Aquatic Bldg



Seal- Aquatic Bldg



Sea Lion-Aquatic Bldg



Seahorse -Aquatic Bldg



Enter Visitor Center



Restroom



Relax.
Take a
break



All
Done



Exit Visitor Center

Open After 10:00AM




Gift Shop– Visitor Center



Zöbota Café- Visitor Center



Children's Gallery- Visitor
Center



Tropical Encounters



Conservatory Gardens

Visual Schedule Board

Plan out your day by cutting and taping your schedule in the order you choose. You can use the sensory map of the park found on Como's website to help plan your day. Find the pieces to cut on the pages titled "Visual Schedule Pieces".

1	→	2	→	3
4	→	5	→	6
7	→	8	→	9
10	→	11	→	12
13	→	14	→	15

Visual Schedule Board Continued

